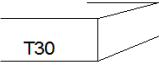
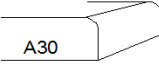
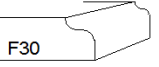
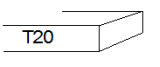
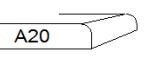
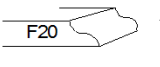
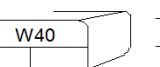

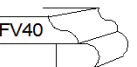
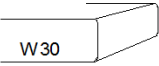
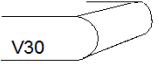

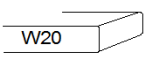
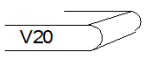


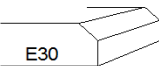
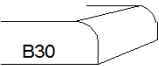
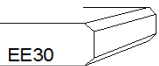
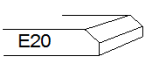
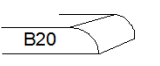

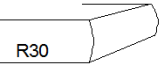






Fabricators of contemporary stone surfaces

## EDGE PROFILES

January 2011

3cm EDGE PROFILES 1-1/8" Thick			2cm EDGES PROFILES 3/4" Thick			4cm EDGES PROFILES Laminated 1-1/2" Thick (3/4" + 3/4")		
Group 1	Group 2	Group 3	Group 1	Group 2	Group 3	Group 4	Group 5	Group 6
T30 - Eased	A30 - Round-over	F30 - Ogee	T20 - Eased	A20 - Roundover	F20 - Ogee	W40 - Waterfall	FG40 - Ogee	FV40 - Ogee Bullnose
 T30	 A30	 F30	 T20	 A20	 F20	 W40	 FG40	 FV40
W30 - Waterfall	V30 - Bullnose	TP30 - Triple Pencil	W20 - Waterfall	V20 - Bullnose	T40 - Eased	A40 - Roundover		
 W30	 V30	 TP30	 W20	 V20	 T40	 A40		
E30 - Bevel	B30 - Demi Bullnose	EE30 - Double Bevel	E20 - Bevel	B20 - Demi Bullnose		V40 - Bullnose		
 E30	 B30	 EE30	 E20	 B20		 V40		
	R30 - Roman Bullnose	D30 - Sharknose				E40 - Bevel		
	 R30	 D30				 E40		